



NORTENT
NORWAY

LAVVO 6

☐☐ **THE EXCEPTIONALLY GOOD
FEELING OF BEING FREE
TOGETHER WITH NATURE. THIS
IS WHAT NORTENT IS ALL
ABOUT.** ☐☐



Lavvo 6

The indigenous Sami people of Norway have through generations lived in close contact with nature and have always sworn to the tipi for protection against the harsh long winters in Northern Norway. This is also our inspiration for designing our Lavvo.



NORTENT Lavvo 6 is a very flexible four-season tipi. It comes from our desire to develop a lightweight tent that can be used in every situation. From family excursions to demanding hikes in mountains and forests where lightness, space, flexibility and reliability are key factors for your comfort.

SEAM SEALING

The flysheet is 100% waterproof. But like every other quality tent with this type of fabric the seams have to be lubricated with a mix of silicone to become fully waterproof.

Tents made of silnylon are not seam sealed with lubricant at the factory. Sealing the seams is a one-time procedure performed by the end user. With the seam sealing completed you have a fully waterproof tent. The quality and durability of lubricant sealing is far better than taped seams which the PU coated tents and silicone/PU coated tents are equipped with. (You will find an instruction video on our website).



TAKING CARE OF YOUR TENT

A scenic background image of a tent pitched in a grassy field next to a lake, with mountains in the distance and a large tree in the foreground. The tent is a dark-colored, A-frame style. A person is visible sitting on the grass near the tent. The lake is calm, and the mountains are hazy in the background. A large tree with green leaves is in the foreground, partially obscuring the tent and the lake.

ADJUSTING AND ADAPTING THE TENSION

It is essential to release the tension of the flysheet during the day equally to what it was tightened to the evening before. If you do not do this the flysheet will tighten further with powerful tension. At worst it may have stretched the fabric to a degree beyond breaking point. Rule of thumb; never let the flysheet become tight like a drumhead.

PITCHING YOUR LAVVO 6

Silnylon is "alive". Well not completely, but silnylon is a very dynamic fabric. It stretches, moves, contracts and retains depending on temperature and humidity. For flexibility it is one of the best fabrics to choose for the flysheet. With an elastic material the external forces will be more evenly distributed, with less degree of the wind tugging and pulling on the flysheet. Because the fabric is dynamic it means you have to adjust the tension on the flysheet according to the temperature and humidity.

Identify the strap at the entrance (zipper) for the first stakeout. One of twenty straps.



Identify the strap at the opposite entrance for the second stakeout. The second one of twenty straps.



Stretch the Lavvo as long as you can.



Then find the nearest guyline loop and stake the second strap right under. It is all about finding the right diameter of the tipi.



Count five straps from the first stakeout and identify strap number five.



Stretch out this side of the tipe as far as you can..



Also count five straps from the first stakeout on the opposite side.




And stretch the side as far as you can.



Adjust the centerpole to the second lowest level..




Aim at the opposite stake with the centerpole and find the center of the tipi.
(Two lengths is equal to the diameter).



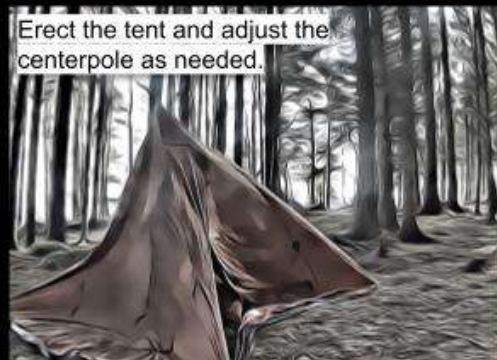
Stakeout the third strap at the end of the centerpole.



Do the same on the opposite side and stakeout the fourth strap..



Erect the tent and adjust the centerpole as needed.



Stakeout the rest of the straps. It may be a good idea to keep the adjustable straps half the length. This makes room for tightening of the straps and tipi at the end.



Tighten the straps. But not too much. It weakens the flysheet if it is too tight over time, and it needs its resilience in heavy winds.



Keep the airvents open to obtain a healthy indoor climate. Especially when using a stove.



Good airflow in the tipi also prevents condensation.



You are done!.





NORTENT AS

Norway

info@nortent.com

www.nortent.com

 Instagram

 facebook